

LAWSONS

'Family Values - Professional Service'



 **PAVESTONE**

NATURAL BEAUTY. HANDMADE ELEGANCE.

www.lawsons.co.uk

NATURAL BEAUTY. HANDMADE ELEGANCE.

Your project represents a considerable investment and should endure many years of seasonal change, so it is therefore very important to consider the quality of stone to be used. There are many cheap blends of natural stone materials available that may not stand the test of time. Pavestone landscaping products are never engineered to meet the lowest possible price. Instead our commitment is to always produce quality products with consistent aesthetics, dimensional

quality and a lasting durability for a fair price. Pavestone natural stone materials are procured only from audited source partners that have been working with us for over a decade to establish ethical supply chains. Pavestone concrete products are manufactured using electricity supplied only from sustainable and renewable resources.

WELCOME

Welcome to the new 2017 Pavestone hard landscaping products brochure, which has been designed to both inspire you in finding the perfect materials for your project and also to offer you the practical information needed to make an informed choice.

The Pavestone brand has always been synonymous with both quality and value for money. Our 2017 collection of home flooring and garden landscaping materials have been specifically selected to ensure that you will be able to find exactly the right colours, textures and materials to realise your dream project.

To assist in the design stage, once a paving has been selected we have included some technical detail (Pages 114 – 125). Here you can find a quick reference covering all our products for colour, dimensions, coverage etc. More technical data and laying patterns are available to download from our website www.pavestone.co.uk



Pavestone concrete products are manufactured using 100% electricity supplied from Renewable Resources via generation which is Climate Change Levy exempt.



Pavestone has adopted the ETI Base Code as a platform for the procurement and distribution of our natural stone products. See page 126 for more information.



BREEAM addresses wide-ranging environmental and sustainability issues, enabling us to prove the environmental credentials of our building products.



Pavestone's commitment to sustainability is reinforced by our ISO 14001:2004 Environmental Management Systems.



Pavestone reconstituted stone paving and walling have been awarded the Carbon Trust Standard, a mark of excellence awarded in recognition of measuring, monitoring and ongoing reduction of carbon emissions.



CONTENTS

Inspiration

Natural Stone Paving	5
Porcelain Paving	58
Decorative Concrete Paving	68
Block Paving	90
Walling	100

The detail

Protectors and Cleaners	110
Jointing Compound	112
Natural Stone Paving	114
Porcelain Paving	118
Decorative Concrete Paving	119
Edging	122
Block Paving	123
Walling	125
General Information	129



NEW FOR 2017

PAVESTONE FROM THE AIR!

As you browse through our brochure, we hope you'll be inspired to find the perfect materials for your next project. Our home flooring and garden landscaping collection has been specifically selected to help you find exactly the right colours and textures to realise your dream.

But what if we could help bring this experience to life?

New for 2017 thanks to the magic of drone technology, we can now take you on a tour of these pages for real without you ever leaving the comfort of your home.





All you need is a QR code reader and a smartphone or tablet. There are several free apps available to download from your device's app store. Any one will enable your device to read QR Codes if you didn't have one pre-installed. Simply open the reader and scan any of the QR codes you'll find throughout our brochure.

You'll then be whisked off on an exclusive flight in and around our inspirational landscapes to see for yourself what can be achieved in your own home or garden.

So, look out for the 'Fly Thru' QR code, fasten your seatbelts and prepare for take-off!

We'll be adding more 'Fly Thru' videos to our website throughout 2017 so keep checking www.pavestone.co.uk for the latest updates.

**LOOKOUT FOR
THE QR CODE
THROUGHOUT THE
BROCHURE**



CHOOSING YOUR PAVING

When it comes to choosing paving, it is important to understand the correlation between the cost of your chosen paving and the final cost of your landscaping project.



"It takes me the same time to lay a patio, whether it's premium natural stone or a cheaper utility paving"



Typically, the cost of the paving will be approximately 20% or less of the total project cost, the remaining 80% will be the cost of installation - labour, cement and sub base materials.

So, buying a more expensive, better quality paving, will not significantly increase costs.

In fact, spending 50% more on your paving may only result in an increase of just 10% to the total project cost!

NATURAL STONE PAVING

Regal	6
Regal & Steps	8
Piazza	10
Sawn	12
Granite	16
Tudor Antique	18
Classic Sandstone	26
Limestone	40
Slate	42
Circle Features	44
Tudor Cobble	48
Stone Setts	50
Rumbled Pavers	52
Natural Stone Block Paving	54

Quality natural stone sourced from around the globe for its colour, texture and character to create the definitive Pavestone range. Synonymous with quality and sourced only from responsible quarry owners who can prove a high regard for the welfare of their workers.

We are committed to improving the conditions in our suppliers' work places and in doing so the quality of the lives of our fellow workers, around the world, who produce our products.




REGAL


Stylish, top quality sandstone paving with a honed silky smooth flat surface.

Regal Oasis and Summit have crisp, straight edges facilitating close joint laying that negates the need for jointing mortar.

The honed-smooth face in conjunction with the sharp linear lines create great contemporary garden spaces.



OASIS



SUMMIT

SUITABILITY: Outdoors

MATERIAL: Natural

FINISH: Sawn Straight Edge, Honed Surface

DELIVERY: Contractor Pack & Single Size Crate

SEE
PAGE
114

OASIS &
FOSSIL SETTS









SUMMIT



FLY THRU
THIS GARDEN

SEE PAGE 114 FOR FULL TECHNICAL SPEC




SEE PAGE 121 FOR FULL TECHNICAL SPEC

Bullnose Steps & Edging

Shotblasted surface available in Summit & York shades.






SUMMIT


PIAZZA

Modern contemporary paving with a textured surface creating a clean, fresh look.




OASIS

Piazza is a modern contemporary paving designed to create a fresh, clean looking patio. It offers the same colours and format as the Regal range but has a lightly textured finish to give a flat non-slip surface.



OASIS



SUMMIT

SUITABILITY: Outdoors

MATERIAL: Natural

FINISH: Sawn Straight Edge,
Textured Surface

DELIVERY: Contractor Pack
& Single Size Crate

SEE
PAGE
114






SAWN


Stylish modern natural stone paving with a light riven.

Sawn derives its name from the sawn straight linear edges of each paving tile and reflects a stylish, opulent, contemporary feel to the landscape.


Sawn paving has been hand-selected to create just the right hue to the three chosen contemporary stone colours: Chestnut, Ash & Maple.



MAPLE



ASH



CHESTNUT

CHESTNUT

SUITABILITY: Outdoors
MATERIAL: Natural
FINISH: Sawn Straight Edge, Riven Surface
DELIVERY: Single Size Crate

SEE
PAGE
114

PROTECT
YOUR
INVESTMENT

keep your patio looking
as good as new

See page 110
for more information





ASH



MAPLE





GRANITE


Contemporary
natural stone paving.

Consistent grey tones, sawn straight linear edges and a subtly rippled surface. Granite provides a contemporary, hard wearing finish to your paved area making it an ideal paving for more heavily used patios.

CARBON



SILVER



CARBON



SILVER

SUITABILITY: Outdoors
MATERIAL: Natural
FINISH: Sawn Straight Edge,
Flamed Surface
DELIVERY:
Single Size Crate

SEE
PAGE
115



SILVER



TUDOR ANTIQUE

Handcrafted, time-worn
natural stone.




CATHEDRAL
WITH IRONSTONE
BURFORD WALLING


SUITABILITY:
Outdoors & Indoors
MATERIAL: Natural
FINISH: Tumbled Edge,
Time-worn Surface
DELIVERY: Contractor
Pack & Single Size Crate

SEE
PAGE
115


Recreating the appeal of time-worn flagstones from previous centuries, Tudor Antique was created to blend sympathetically with older properties and gardens where the design seeks to provide an established feel. Tudor Antique paving can also be used to great effect as an indoor flooring material.




PRIORI




OXFORD




DENBY




TITHE




CAMBRIDGE




CATHEDRAL



DEANERY



CLOISTER



REFORMATION





OXFORD

PERFECT
POINTING
made easy!
See page 112 for more information



SEE PAGE 115 FOR FULL TECHNICAL SPEC



PRIORY

SEE PAGE 115 FOR FULL TECHNICAL SPEC

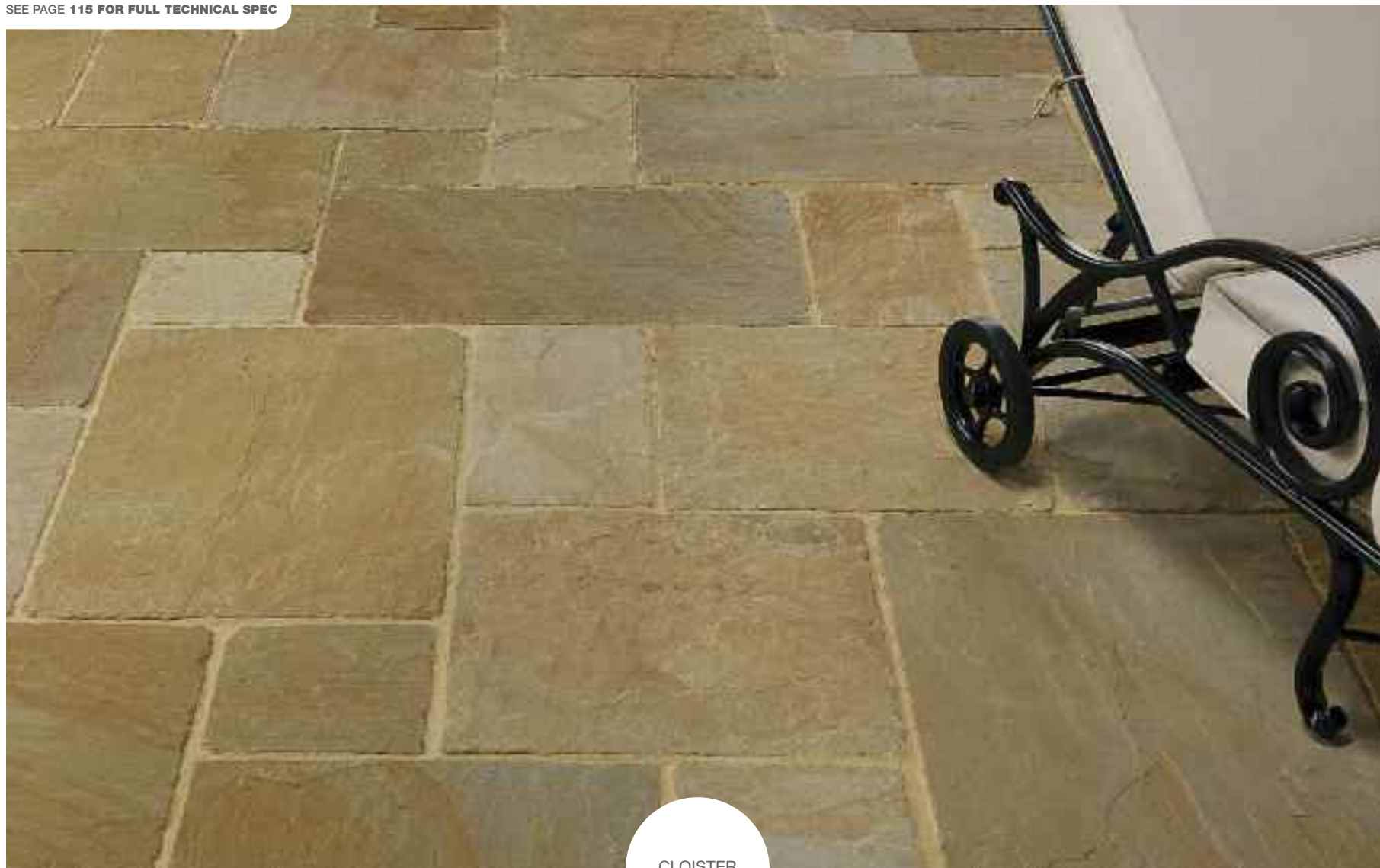


DEANERY





SEE PAGE 115 FOR FULL TECHNICAL SPEC



CLOISTER



CLASSIC SANDSTONE

Traditional Riven finish.

Original Raj Green Sandstone.

Our 'Original Raj Green' is the authentic green tinged paving of India and can be found in and around many Indian Palaces. In the past, it was favoured by the royal rulers of India because it was thought to resemble garden lawns. Today, Pavestone has selected it for its consistent, beautiful greeny/brown colouration.



ORIGINAL
RAJ GREEN

SUITABILITY: Outdoors

MATERIAL: Natural

FINISH: Fettled Edge,
Riven Surface

DELIVERY: Contractor Pack

SEE
PAGE
116



Part of the character of sandstone paving is that no two stones are coloured the same, however, when combined they create a rich tapestry of colour to make a beautiful overall hue.

Seasonal changes can often bring a differing perspective to the reflected colours of the stone. In strong summer sunlight a sandstone patio will appear to have less colour variation, whilst after rain the colours will be of a deep patina.





SUITABILITY: Outdoors

MATERIAL: Natural

FINISH: Fettled Edge,
Riven Surface

DELIVERY: Contractor
Pack & Single Size Crate

SEE
PAGE
116




FLY THRU

THIS GARDEN


LIGHT GREY




BUFF




RAJ
BLEND




LIGHT GREY




MODAK




BUFF




GOLDEN
FOSSIL



HEATHER
BLEND



OLD
BLACK



SAHARA



GOLDEN
FOSSIL



HEATHER
BLEND






LIGHT GREY

PERFECT
POINTING
made easy!
See page 112 for more information



SEE PAGE 116 FOR FULL TECHNICAL SPEC

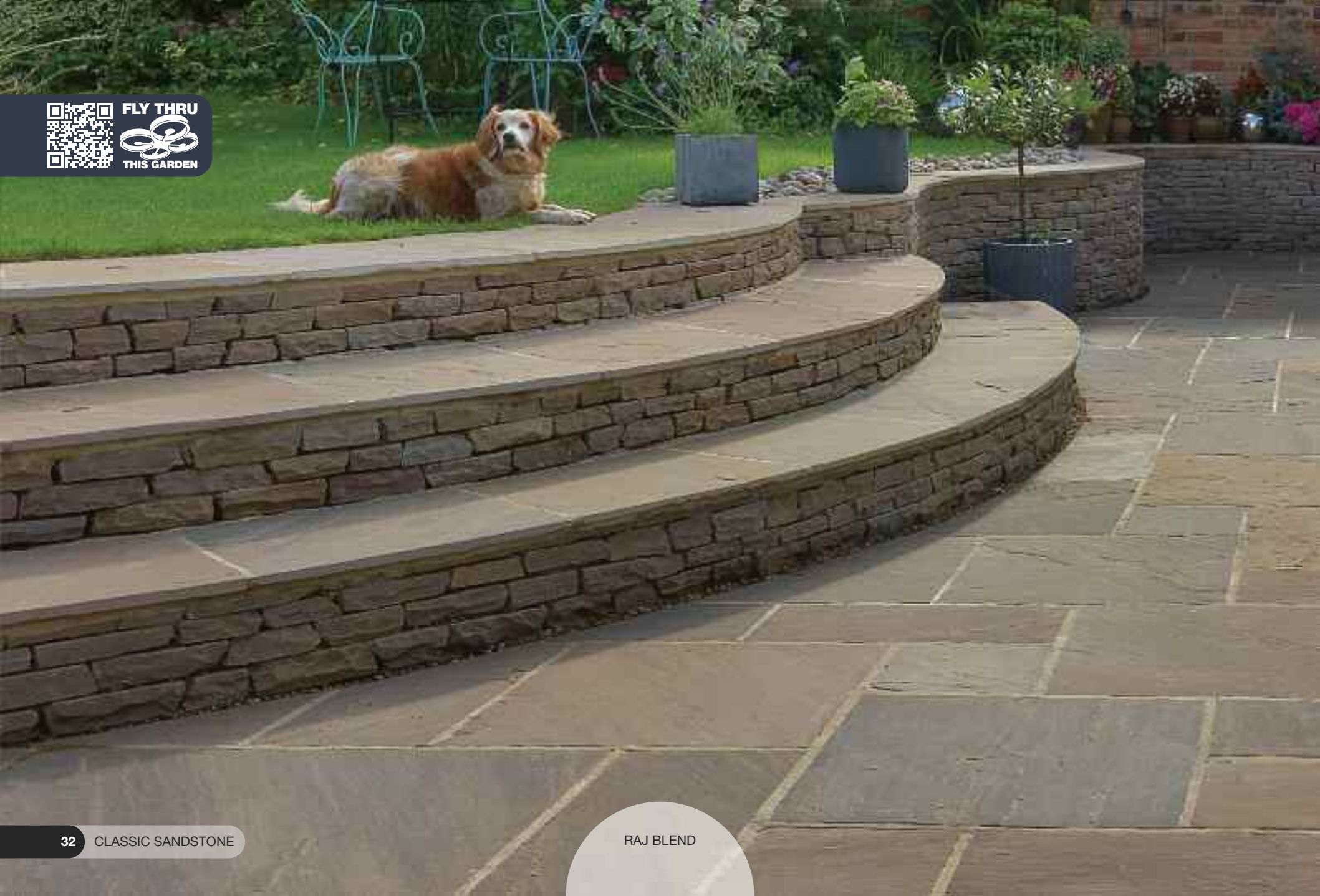


GOLDEN
FOSSIL

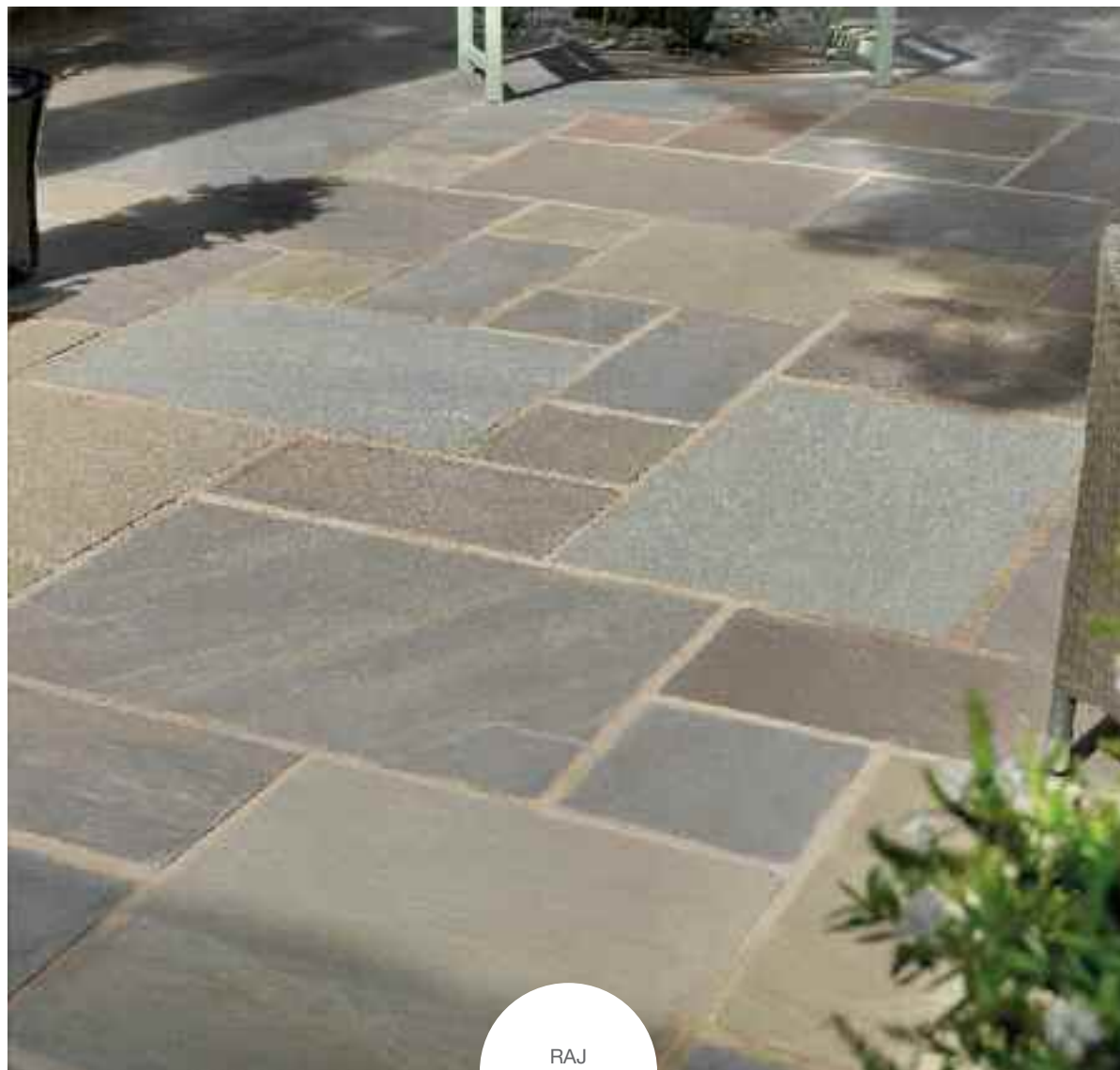


FLY THRU

THIS GARDEN







RAJ
BLEND



LIGHT GREY

CHOICE OF
ATTRACTIVE CIRCLE
DESIGNS AVAILABLE.
SEE PAGE 44





**PROTECT
YOUR
INVESTMENT**
keep your patio looking
as good as new
See page 110
for more information



SAHARA

CLASSIC SANDSTONE


35





OLD BLACK

SEE PAGE 116 FOR FULL TECHNICAL SPEC



MODAK

CLASSIC SANDSTONE



FLY THRU



THIS GARDEN





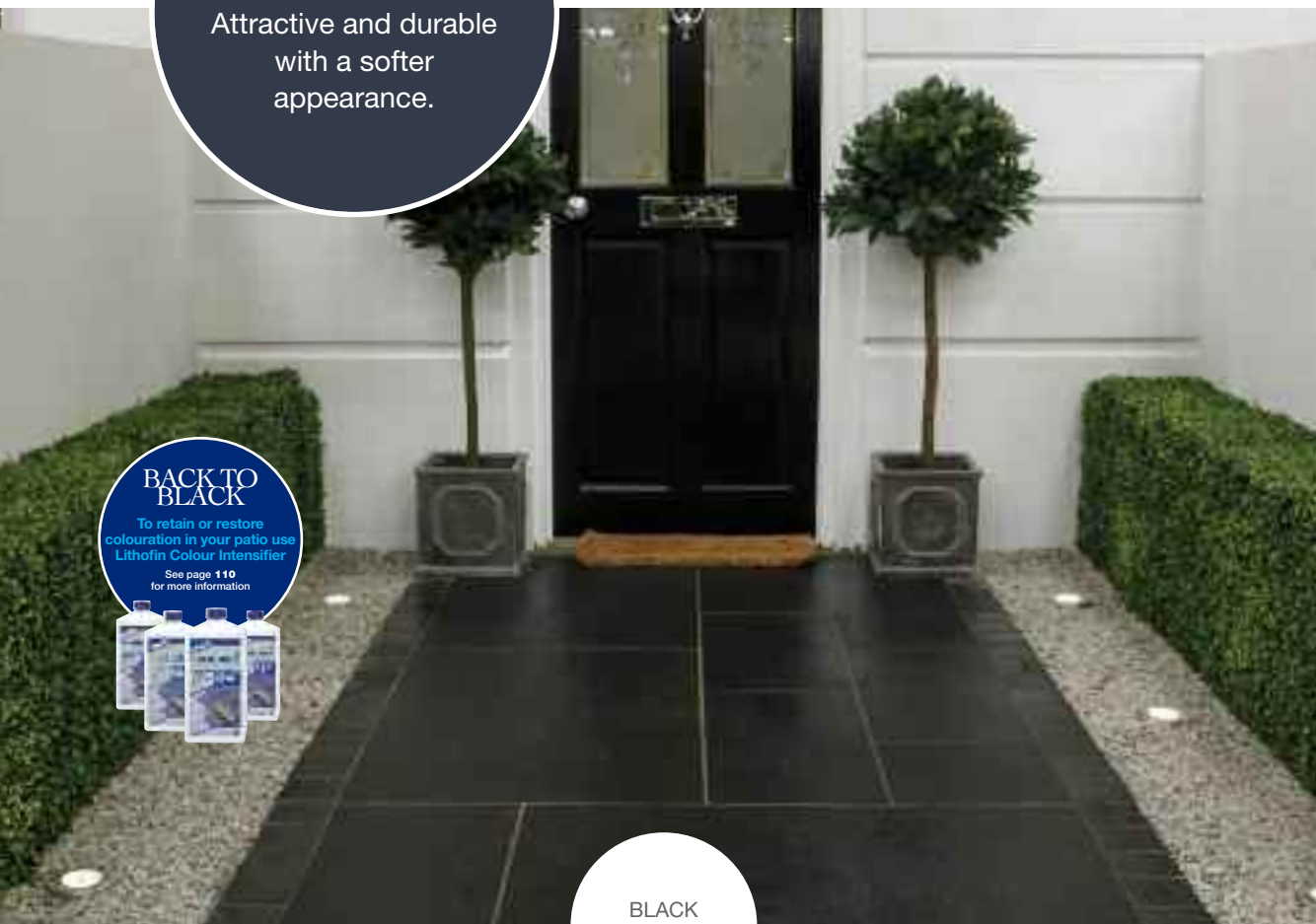
LIGHT GREY

CLASSIC SANDSTONE

LIMESTONE

Attractive and durable
with a softer
appearance.

Limestone is an attractive and very durable paving which has a softer appearance than sandstone and features a variable, soft-riven finish. Pavestone offers three colours of this sawn edge paving, which will complement classic and contemporary gardens alike.




BLACK
KADAPHA*


BACK TO BLACK

To retain or restore
colouration in your patio use
Lithofin Colour Intensifier


See page 110
for more information




KOTA BLUE



ABBEY




KOTA BLUE



BLACK
KADAPHA

SUITABILITY: Outdoors
MATERIAL: Natural
FINISH: Sawn Straight Edge,
Light Riven Surface
DELIVERY: Contractor
Pack & Single Size Crate
** Sealed with Lithofin Colour Intensifier*


SEE
PAGE
117




ABBAY



RUSTY



MIDNIGHT



RUSTY

SUITABILITY:
Outdoors & Indoors

MATERIAL: Natural

FINISH: Straight Edge,
Riven Surface

DELIVERY: Contractor
Pack & Single Size Crate*

* Midnight only

SEE
PAGE
116



SLATE

Timeless beauty.

MIDNIGHT

Pavestone Slate fully captures the timeless beauty and character of a bygone age. Its lightly riven surface makes it an ideal base for garden furniture. The deep blue/black colour tones found in Midnight Slate or the wonderfully vibrant gold and bronzes of our Rusty Slate provide a magical intrigue.



RUSTY




GOLDEN
FOSSIL
WITH BURFORD
OOLITE WALLING

CIRCLE FEATURES

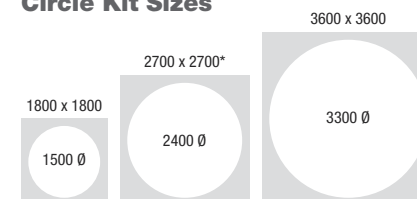
Handcrafted natural stone
focal points.

MODAK

Circle Features can be used to create focal points within a paved area and are often used to denote a seated area for relaxation or entertaining



Circle Kit Sizes





* Available only as 2400mm diameter circle with 2700mm squaring off kit. Oxford only.
Ø = diameter

SANDSTONE CIRCLES

These stunning sandstone features are hand crafted from Raj Blend stone and can be used to create interesting focal points within your patio area.

Circle Kit Sizes

2700 x 2700



RAJ BLEND

SUITABILITY: Outdoors

MATERIAL: Natural

FINISH: Fettled Edge,
Riven Surface

DELIVERY: Circle Pack

SEE
PAGE
124



SUN
CIRCLE

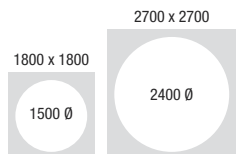


CATHERINE
WHEEL


SLATE CIRCLES

Hand crafted by stonemasons, these intriguing art deco slate and traditional circle designs create a wonderful focal point, either as stand alone features or incorporated into a slate patio.


Circle Kit Sizes



MIDNIGHT



MIDNIGHT



RUSTY


SUITABILITY: Outdoors

MATERIAL: Natural

FINISH: Straight Edge,
Light Riven Surface

DELIVERY: Circle Pack

SEE
PAGE
124



CIRCLE
MIDNIGHT



LUTYENS
RUSTY

TUDOR COBBLE


Handcrafted
natural stone cobbles.

Tudor Cobbles complement perfectly the Tudor Antique paving range and are particularly suitable for paving courtyards and terraces where a smaller size paving creates a better aspect ratio.


Because these hand crafted cobbles are extremely durable, they are also ideal for creating stunning driveways, often designed to run seamlessly into a Tudor Antique paved area.




DENBY



PRIORY



OXFORD




REFORMATION

PRIORY



DENBY



CAMBRIDGE

SUITABILITY: Outdoors

MATERIAL: Natural

FINISH: Fettle Edge,
Time-worn Surface

DELIVERY:
Contractor Pack


SEE
PAGE
117




CAMBRIDGE




OXFORD
AFTER A SHOWER



FOSSIL




FOSSIL




RAJ
BLEND




RUSTY
SLATE



MIDNIGHT
SLATE



GREY
GRANITE



BLACK
GRANITE



STONE SETTS

Rustic charm.

Natural Stone Setts are ideal for creating winding and undulating pathways with rustic charm through the garden. Setts can also provide an attractive border to patio paving or driveways, adding contrast to a paved area.

SUITABILITY: Outdoors

MATERIAL: Natural

FINISH: Fettled Edge,
Riven Surface

DELIVERY:
Mixed & Single Size Crates

SEE
PAGE
117



RAJ BLEND
WITH RUSTY EDGING

RUMBLED PAVERS


Time worn elegance.




MODAK

Pavers are thinner than Stone Setts and look like small paving slabs. They have been rumbled to create a time worn effect and are predominantly used as pathways or border edgings.


The rich colours of these Pavers are often used to contrast large uniformly paved areas.



LAKELAND



MODAK



BARLEYCORN



HARVEST
BLEND



LAKELAND

A MIX OF 3 COLOURS

SUITABILITY: Outdoors

MATERIAL: Natural

FINISH: Fettled Edge,
Time-worn Surface

DELIVERY:
Mixed Size Crate*

* *Lakeland* only available
as a single size

SEE
PAGE
118



MODAK
EDGED WITH MIDNIGHT
SLATE & COTSWOLD
COTTAGE WALLING

OLD YORK



KADAPHA



KADAPHA

NATURAL STONE BLOCK PAVING

Rich Tapestry of beautiful
natural stone.

SUITABILITY:

Outdoors

MATERIAL:

Natural

FINISH:

Straight Edge,
Time-worn Surface

DELIVERY:

Mixed Size Crate*


* Kadapha also available
as a single size

SEE
PAGE
118

WOODLAND

Whether your home is modern or old, natural stone block paving offers the ultimate paving for your driveway that will last a lifetime.

A beautiful rich tapestry of natural stone with its varying hues and textures ensures your driveway will look unique.




CHESTNUT




KADAPHA




ASH



WOODLAND

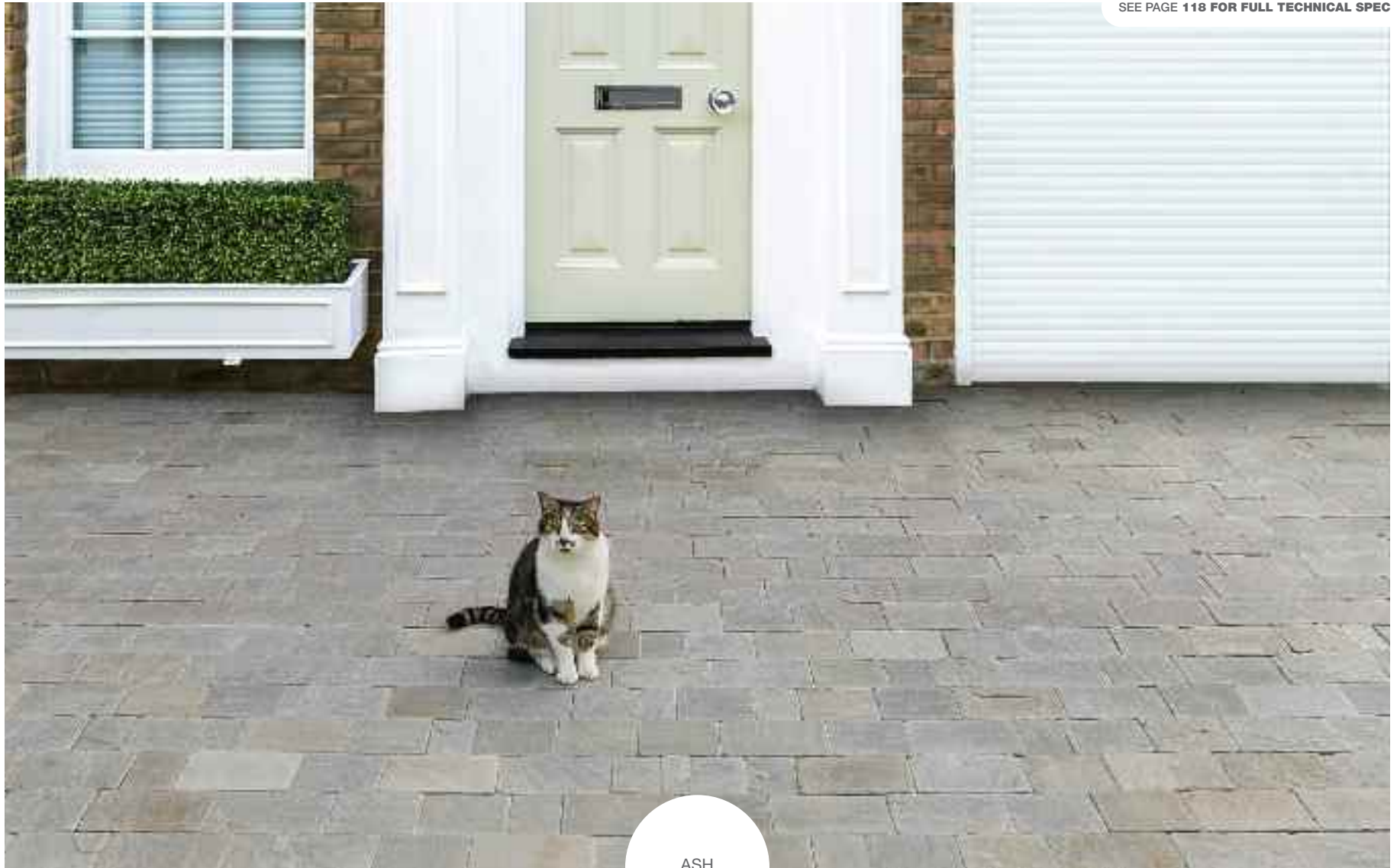


OLD YORK



OLD
COTSWOLD

SEE PAGE 118 FOR FULL TECHNICAL SPEC



ASH



CHESTNUT

NATURAL STONE BLOCK PAVING

57



PORCELAIN PAVING

Porcelain Paving is the latest in advanced paving solutions that combines Italian styling with robust, durable, vitrified technology.

Pavestone has selected two variants of paving tiles, a wooden planking and a selection of natural stone paving tiles. Both variants are so realistic in colour, texture and feel that they defy the fact that they are man made.

Porcelain Paving is algae resistant, frost resistant and is the easiest paving to keep clean.


Crosswood	59
Dolomite	60
Al Fresco	66
Simply Porcelain	67

CROSSWOOD


The look of timber,
the durability of stone.

CINDER

Strength and durability of porcelain meets the natural beauty and warmth of timber. The wood fibres alternate and blend with each other and, piece by piece, create unique compositions and colour contrasts.



BUFF



CINDER

SUITABILITY:

Outdoors & Indoors

MATERIAL: Vitrified

FINISH: Straight Edge

DELIVERY:


Single Size Crate

SEE
PAGE
119


DOLOMITE

Vibrant colours to enhance
your patio.

With seven vibrant stone colours and textures to choose from, the Dolomite porcelain large element paving range is inspired by some of the world's best examples of natural stone. A wide variety of face textures ensures a totally natural appearance.



GREY



SUNSET




DARK




MOON




GREY



DUST



WHITE



SLATE

SUITABILITY:
Outdoors & Indoors

MATERIAL: Vitrified

FINISH: Straight Edge

DELIVERY: Single Sizes

SEE
PAGE
118



MOON
WITH MOODUL
WALLING



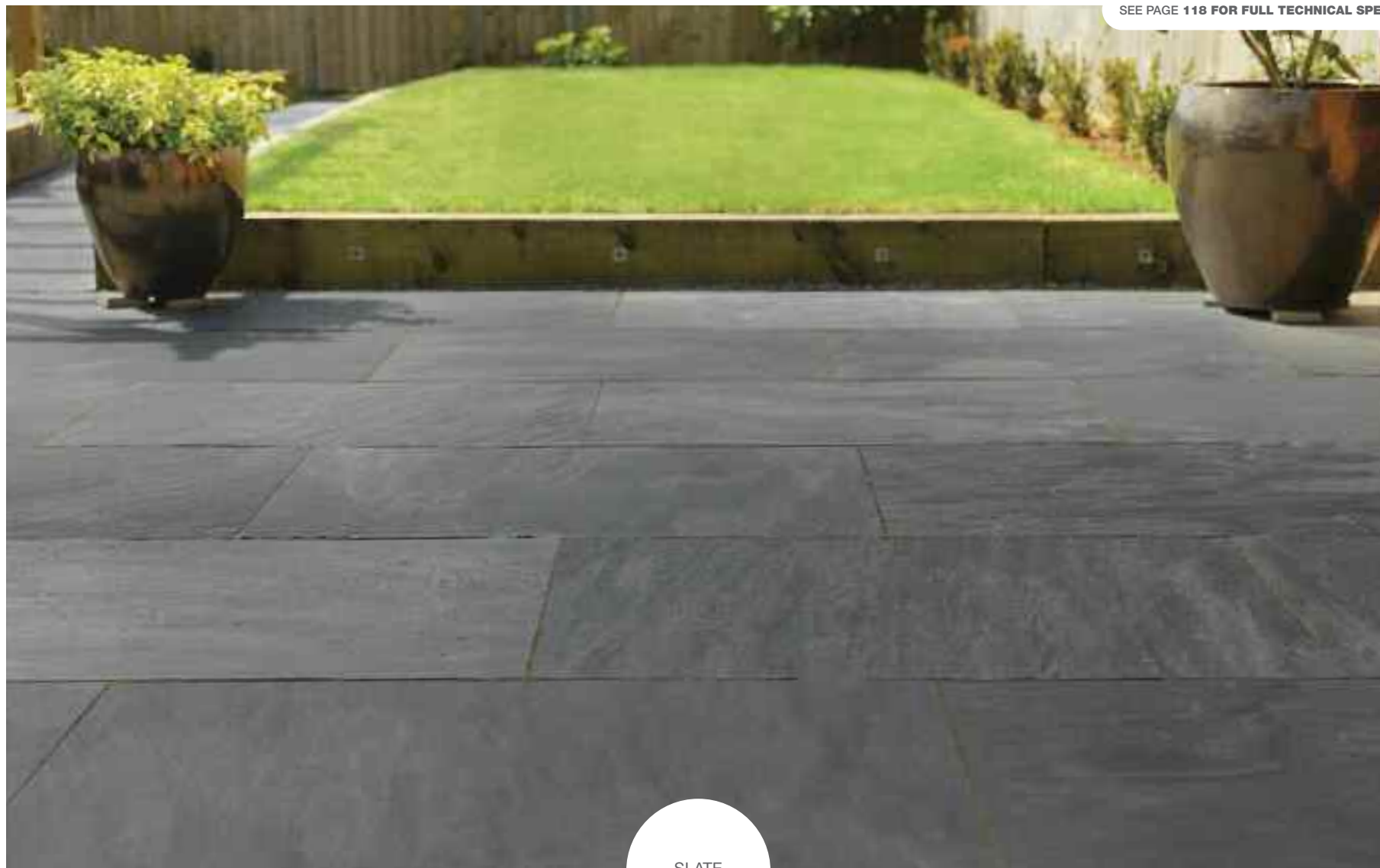
FLY THRU



THIS GARDEN




SEE PAGE 118 FOR FULL TECHNICAL SPEC



SLATE

SEE PAGE 118 FOR FULL TECHNICAL SPEC




DARK



WHITE

DOLOMITE

65



HAZEL

AL FRESCO & SIMPLY PORCELAIN

Smooth and hardwearing.

AL FRESCO
SUN

SUITABILITY:

Outdoors & Indoors


MATERIAL: Vitrified

FINISH: Straight Edge


DELIVERY: Single Sizes

SEE
PAGE
119


Al Fresco shades




GRIGIA




HAZEL



SUN



MIRUM



BEIGE



ANTHRACITE

Simply Porcelain shades

Nature and vitrified technology meld together to produce these four stunning examples of natural stone simulates.

Simply Porcelain paving is smooth and hard wearing and features two consistent colour ways with easy to clean qualities.





TANNERS MILL
GREY-GREEN

DECORATIVE CONCRETE PAVING

Great looking paving with a 10 year guarantee

No more worrying about those wine spills or grease stains from your BBQ. Thanks to the unique coating, this amazing transparent protective layer repels dirt, oil as well as water. M-Coat also provides a smooth surface to the paving, which is resistant to the growth of algae and moss too, so your patio will look as good as new for years to come.



- ✓ **Frost resistant**
- ✓ **Algae and moss resistant**
- ✓ **Efflorescence free**
- ✓ **Stain resistant**
- ✓ **Easier to clean**

Mosaic M-COAT	70
Caliza Blue M-COAT	72
Slate Tormenta M-COAT	73
Forest Maple Grey M-COAT	74
Mystica Polaris M-COAT	75
Manhattan M-COAT	76
Kera Linea M-COAT	77
Sable	78
Provencal	80
Tanners Mill	82
Garonne Abbey	82
Fairford	84
Burford Duo	86
Circles & Features	88
Pavesett Tumbled	90
Cobblesett	96
Slimsett Block Paving	98

The Pavestone range of decorative concrete paving has been designed to accommodate all budgets and design styles.

If you're planning a traditional English garden landscape, then our Tanners Mill, Garonne Abbey or Fairford paving will offer many colours and laying patterns to choose from.

If you're wanting to create a bold, contemporary patio, then our designer state-of-the-art M-Coat range with 'stay cleaner' properties, will surely be your choice.



Never use Rock Salt or De-Icing Salts on concrete paving. Salt corrodes and destroys all concrete through a chemical reaction and in addition will exaggerate the natural freeze thaw cycles that erode the surface of concrete.

MOSAIC

A mediterranean touch or victorian elegance.




ARABICA

Small-element paving tiles are back in fashion and the Pavestone Mosaic range represents an affordable alternative. This paving comes with a number of different patterned slabs to facilitate more design options.

Use them to add a decorative feature to a large paved area, for fine detailing to brighten up a dark corner or to create a paved area in a small town house.

The rustic and warm coffee colours of Arabica conjure up a delightful and idyllic countryside atmosphere.

Contemporary elegance. A reproduction of the Victorian tiles, the cooler colours of Mosaic Victoriana are equally suited in modern, spacious, contemporary properties.



ARABICA



VICTORIANA

SUITABILITY:

Outdoors

MATERIAL:

Hybrid Concrete

FINISH:

Straight Edge

DELIVERY:

Single Size Crate

SEE
PAGE
119





VICTORIANA

MOSAIC

71


CALIZA BLUE

Avant-garde
and natural looking.

Belgian Blue Limestone is a classic paving material that can be found in many European landscapes. However, today its use is now difficult to justify for price and ecological reasons.

An affordable and realistic alternative is Pavestone Caliza Blue tiles which emulate the famous Blue Stone perfectly.

Fifteen different patterns ensure a natural-looking paved area that will complement any architectural style from a traditional country house to the most avant-garde design.



CALIZA
BLUE

SUITABILITY:

Outdoors

MATERIAL:

Hybrid Concrete

FINISH: Straight Edge

DELIVERY:

Single Size Crate



SEE
PAGE
119

Slate has always been a popular choice as a natural stone patio paving. Unlike natural slate which has a tendency to change its colour over time as it weathers, Pavestone Slate Tormenta Hybrid Concrete Paving will retain its as-new colour throughout its lifetime.

Although looking like traditional slate, these paving slabs are almost impervious to rainwater, making them exceptionally frost resistant. A wide variety of face prints combined with the uniformity and strength of a concrete paving tile, allows the creation of a beautiful natural looking and affordable patio.



SLATE
TORMENTA

SUITABILITY:
Outdoors

MATERIAL:
Hybrid Concrete

FINISH: Straight Edge

DELIVERY:
Single Size Crate

SEE
PAGE
119



SLATE TORMENTA

Stylish and
natural looking.



FOREST MAPLE GREY

Aged wood appeal.

Wooden decking has always created a wonderful ambience. With Pavestone Forest Hybrid Concrete Paving, however, you can enjoy the beautiful appeal of aged wood without the negative consequences such as mildew, slipperiness, and distorted planks or tiles.

Enjoying a wooden deck has never been easier. Now you can combine the natural beauty of wood with the strength of concrete.

Available in five different patterns, this wood-effect concrete paving creates a genuinely unique and natural effect and you won't have to worry about dirt building up under it, regular treatments and barefoot splinters.



FOREST
MAPLE
GREY

SUITABILITY:

Outdoors

MATERIAL:

Hybrid Concrete

FINISH: Straight Edge

DELIVERY:

Single Size Crate

SEE
PAGE
119



Mystica Polaris has a light-grey coloured stone finish with fourteen different patterns ensuring a beautifully natural appearance. This unique finish means wear marks and dirt films are virtually undetectable.

Nothing could be more convenient than this low maintenance paving - a perfect paving that will complement most building styles.



MYSTICA
POLARIS

SUITABILITY:
Outdoors

MATERIAL:
Hybrid Concrete

FINISH: Straight Edge

DELIVERY:
Single Size Crate

SEE
PAGE
119



MYSTICA
POLARIS

Versatile and
practical beauty.



MANHATTAN

Minimalist,
contemporary paving.

Manhattan paving creates a fresh, clean, minimalist, contemporary feel in keeping with modern architecture or gardens.

Benefiting from M-Coat® protection, means it's impervious to splashes and stains so your patio will stay looking clean for years!

WHITE

SUITABILITY:

Outdoors

MATERIAL:

Hybrid Concrete

FINISH: Straight Edge

DELIVERY:

Single Size Crate

SEE
PAGE
120



This contemporary paving has warm tones of Pearl Grey and is complementary to natural elements in the garden, such as wood.

Kera Linea tiles also benefit from M-Coat® protection which will keep your patio looking clean for years.



PEARL
GREY

SUITABILITY:
Outdoors

MATERIAL:
Hybrid Concrete

FINISH: Straight Edge

DELIVERY:
Single Size Crate

SEE
PAGE
120




KERA
LINEA

Complements
natural elements in your
garden.





KLIO



APOLLO

SABLE


Textured contemporary
paving.

DIANA & KLIO


Beautiful paving that combines contemporary styling with a very practical non slip surface.

Sable Paving is extremely hardwearing too and will retain its good looks for many years.


Available in four distinct colours.




APOLLO



DIANA



KLIO



CALISTO

SUITABILITY:

Outdoors

MATERIAL: Concrete

FINISH: Straight Edge,
Textured Surface

DELIVERY:

Single Size Crate

SEE
PAGE
120



CREMÉ

SUITABILITY:
Outdoors

MATERIAL: Concrete

FINISH: Straight Edge,
Smooth Surface

DELIVERY:
Single Size Crate

SEE
PAGE
120



PROVENÇAL

Contemporary paving with delicate natural face.


CREMÉ



CREMÉ

A reproduction limestone paving flag with delicate natural face detailing and straight sawn edge appearance. This authentically reproduced smooth paving especially suits the contemporary garden design.

The limestone colouration provides a natural look which is complementary to modern garden designs and properties.



CREMÉ



TANNERS MILL & GARONNE ABBAY

Reproduction antique
flags from a bygone
time.



GREY-GREEN




MILL EDGING

SEE PAGE 122

An authentic reproduction of fine antique paving flags from a bygone time, this range emulates the characteristics of the Yorkshire paving flags that were being produced in the Victorian times.


The distinctive worn antique appearance and shades complement many period properties and these are perfect for use in any traditional English garden setting.

Tanners Mill




GREY-GREEN

Garonne Abbey



CREAM



CREAM

SUITABILITY:


Outdoors

MATERIAL: Concrete


FINISH: Fettled Edge,
Time-worn Surface

DELIVERY: Contractor
Pack & Single Size Crate


SEE
PAGE
121



OLD GOLD



OLD GOLD



STONE



GREY

SUITABILITY:

Outdoors

MATERIAL: Concrete

FINISH: Fettle Edge,
Riven Surface

DELIVERY: Contractor
Pack & Single Size Crate

SEE
PAGE
122

The classic weathered appearance and natural looks of Fairford Paving provides for a timeless patio which is suitable for relaxing or entertaining.

The shallow riven profile provides an ideal base for your patio furniture ensuring that tables and chairs will sit firmly on the paving.

FAIRFORD

Classic weathered
appearance and
natural looks.







BURFORD DUO

Practical entry-level paving.

COTSWOLD
RIVEN

Burford Duo paving is a very practical entry-level paving, ideal for utility areas where consideration to having a practical hard-standing area takes priority over a stylish paved area.

Maybe it is a place for the wheelie bin, coal or log storage, a greenhouse or shed base. Burford Duo offers strength with economy and choice too. The paving face is reversible, riven on one side with a chamfered edge and smooth on the other. You simply choose which effect you wish to create.

SUITABILITY:

Outdoors

MATERIAL: Concrete

FINISH: Straight Edge,
Riven or Smooth Surface

DELIVERY:

Single Size Crate

SEE
PAGE
122



COTSWOLD
SMOOTH

Swatches show the riven side



RED




GREY



COTSWOLD

CIRCLES & FEATURES


Create a stunning focal point in your garden.



CREMÉ

Reconstituted Paving Features can be used in many ways to create a truly stunning focal point in your garden. The Circles can be incorporated into a paved area to maybe highlight a barbecue or a rest and relaxation area. Also, they can make a great stand-alone feature.

PROVENÇAL ELLIPSE




CREMÉ



2250 x 3000



FAIRFORD CIRCLES




GREY



OLD GOLD



STONE



GREY


2700 x 2700



2400 Ø

SOLAR CIRCLE

3000 x 3000



2600 Ø



GREY
& GOLD

Squaring Off Kits are available for all circles. Circles can be installed as a 2.4m diameter circle or as a 2.7m² squared feature circle.



PAVESETT BLOCK PAVING

Driveway aesthetics to
complement all properties.

CHARCOAL




Timeless in appearance, the classic Pavestone rumbled block paving sett will deliver driveway aesthetics to complement all properties from a quaint thatched cottage to a modern town house.


Available in seven shades and with rumbled edges, PaveseTT Block Paving offers a distinctive rustic charm and warmth to your driveway.

SUITABILITY:
Outdoors
MATERIAL: Concrete
FINISH: Tumbled
DELIVERY:
Single Size Crate


SEE
PAGE
123




SAND



AUTUMN
BROWN




OGHRE
GREY




BRINDLE



CHARCOAL



SUNSET
ROUGE



SILVER

PAVESETT
KERBSTONE


SEE PAGE 123
FOR FULL
TECHNICAL SPEC

CHARCOAL



3 size elements to allow for your preferred laying pattern using one, two or all three of the sizes.

SEE PAGE 123 FOR FULL TECHNICAL SPEC



OCHRE GREY



BRINDLE

PAVESETT BLOCK PAVING

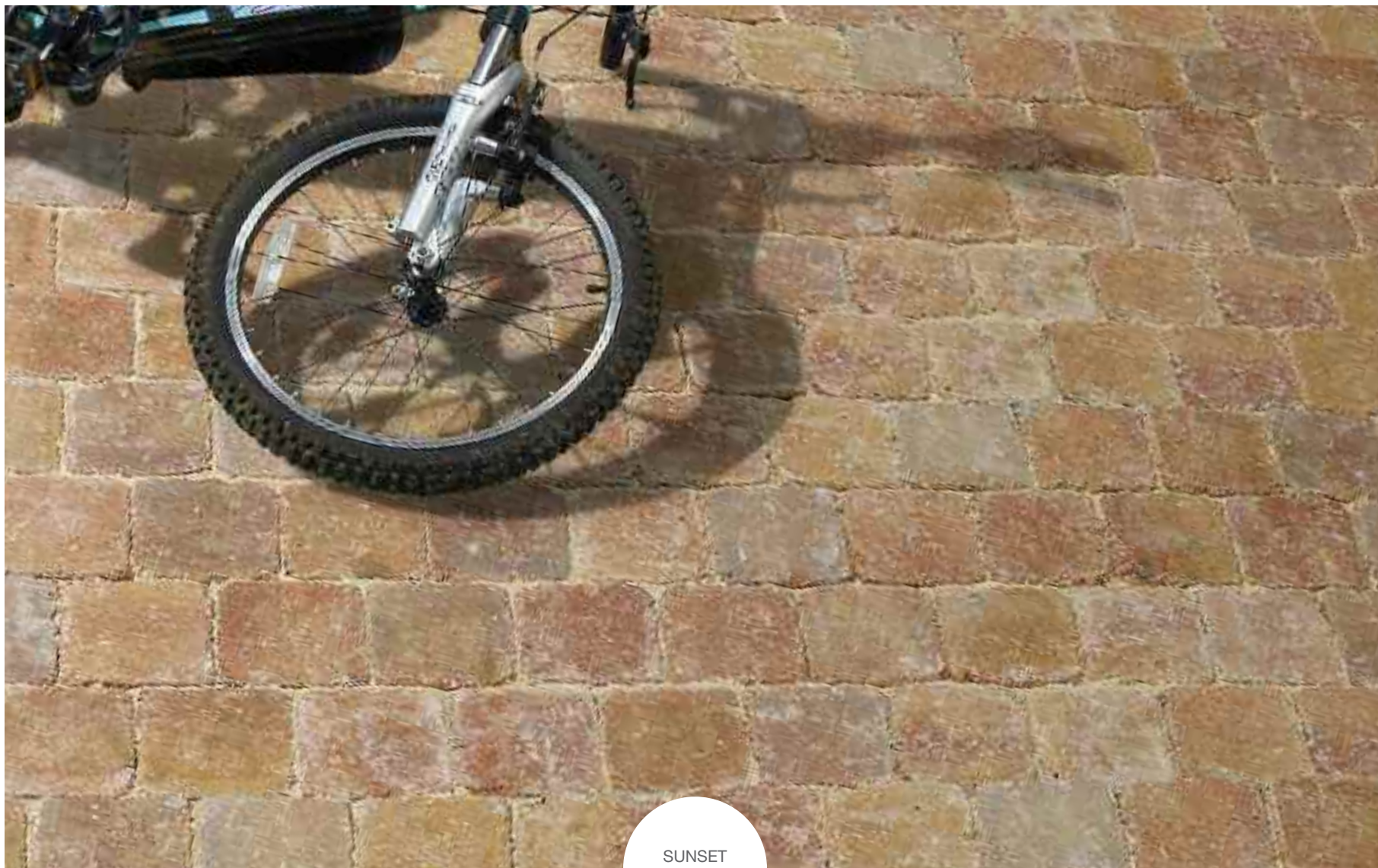
93





SEE PAGE 123 FOR FULL TECHNICAL SPEC





SUNSET
ROUGE



COBBLESETT

Unique colour blends with
a rustic appearance.


OCEANIA

Timeless paving cobbles, rustic in appearance and offered in three unique colour blends.


Cobblesett elevates and enhances paved areas to an unsurpassed level of strength, character and distinction!



OCEANIA



HARLEQUIN



SUNSET
ROUGE

SUITABILITY:
Outdoors

MATERIAL: Concrete

FINISH: Tumbled

DELIVERY:
Single Size Crate

SEE
PAGE
123


SLIMSETT BLOCK PAVING

Recreating cobbled
street paving.


Slimsett Block Paving recreates the cobbled street paving that can be found in many historic cities and towns around Europe.

The characteristics of this block facilitate the ability to create many attractive patterns, including sweeping curves on pathways.


BRINDLE



BRINDLE



ANTHRACITE



CAMARGUE

SUITABILITY:
Outdoors

MATERIAL: Concrete

FINISH: Tumbled

DELIVERY:
Single Size Crate

SEE
PAGE
123



BRINDLE



ANTHRACITE



CAMARGUE



Minimum Water Absorbtion

Pavestone SlimSett block paving is manufactured using the latest science in water repellent technology.

The result is a paving block that won't absorb water and offers significant benefits over standard block paving:

- ✓ **Durable & Colour fast**
- ✓ **Stain resistant**
- ✓ **Algae & moss resistant**
- ✓ **Efflorescence resistant**
- ✓ **Faster drying**
- ✓ **Low maintenance**


LAYING OPTIONS



BASKET
WEAVE




HERRING
BONE



STRETCHER
BOND





DRY FELL
WALLING
RAJ BLEND



WALLING

Cottage Walling	102
Dry Fell Walling	103
Moodul Modular Walling	104
Burford Walling	106
Slate Stack Cladding	108
Copings and Pier Caps	109

Walling is fundamental in the creation of a perfect three-dimensional garden landscape and should be seen as so much more than a perimeter boundary. A primary use of walling is to effect changing levels to the vista, maybe by raising a patio or planted area.

The Pavestone walling range consists of Natural Stone and Reconstituted (Man-made) Walling Stone products. Natural stone walling blocks tend to be irregular in shape and size which results in a rustic appearance to projects around older properties and in rural areas where natural stone is a feature of the landscape.

Reconstituted stone walling is manufactured using limestone from the Cotswolds. Whilst its irregular face and texture replicates natural stone, it benefits from having consistent dimensions helping to make construction as easy as using a standard brick.

COTTAGE
WALLING
YORK

NATURAL STONE WALLING

Old World
'Rustic' appearance.


COTTAGE
WALLING
COTSWOLD

Natural stone walling can be used to create beautiful features within a garden design and for perimeter walling.


The Pavestone ranges have been designed and hand crafted by our stonemasons to give a soft 'old world', rustic appearance.

COTTAGE WALLING

Pavestone natural stone walling blocks are rumbled to give soft rounded edges, reproducing old building stone.



COTSWOLD



YORK

SUITABILITY:

Outdoors


MATERIAL: Natural

FINISH: Time-worn Edge

DELIVERY:

Single Size Crate

SEE
PAGE
125




DRY FELL
WALLING
RAJ BLEND

DRY FELL WALLING

Natural stone in uniform widths and lengths makes building a dry stone wall easy.



DRY FELL
WALLING
FOSSIL



FOSSIL



RAJ
BLEND

SUITABILITY:
Outdoors
MATERIAL: Natural
FINISH: Hand Dressed
DELIVERY:
Single Size Crate

SEE
PAGE
125

STONE COPING



RAJ
BLEND

FOSSIL

HOGSBACK COPING



BUFF

MOODUL WALLING


Contemporary modular
building block.

Moodul is a contemporary modular building block, innovatively designed to allow the creation of stunning features in your garden. Moodul adds a new dimension to your landscaping project and building with Moodul is as simple as child's play!



BLOCK

BLACK




GREY



COVER STONE

BLACK



GREY

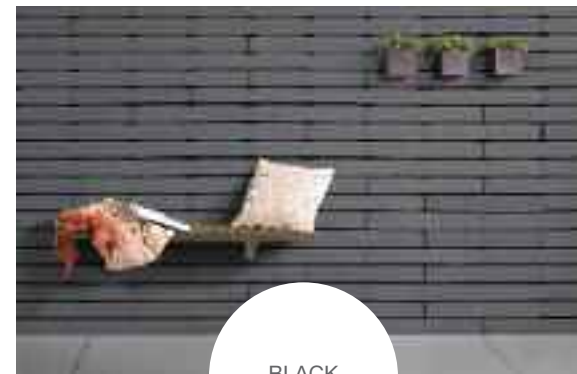


WORKTOP

GREY




GREY




BLACK



GREY



BLACK



GREY

SUITABILITY: Outdoors
MATERIAL: Concrete
FINISH: Smooth Face
DELIVERY:
Single Size Crate

SEE
PAGE
125





BURFORD WALLING

An affordable alternative
to natural stone.

BUFF BLACK

A realistic alternative to local stone at an affordable price, Burford reconstituted and tumbled stone walling makes building work easy.

Your finished project will look, feel and age just as natural stone but at a fraction of the cost.



NATURAL LIGHT
WEATHERED

IRONSTONE



GOLDEN
BUFF




BUFF
BLACK




BUFF
BROWN



GOLDEN
BUFF



GREY




IRONSTONE



SUITABILITY:
Outdoors
MATERIAL: Concrete
FINISH: Tumbled or
Split Face
DELIVERY:
Single Size Crate

SEE
PAGE
125


LOTHIAN
RED




NATURAL
LIGHT
WEATHERED




OOLITE
CREAM



YATE GREY



SANDOWN
GREEN



SLATE STACK CLADDING

Create a modern
contemporary work
of art.



RUSTY

Slate Stack cladding is a new and inexpensive way of transforming existing lacklustre brick walls into modern contemporary works of art.


Alternatively if you don't have the walls you need, then new walls can be constructed from economy concrete blocks and faced with the Slate Stack cladding to provide an impressive finish.



RUSTY

SUITABILITY:
Outdoors & Indoors
MATERIAL: Natural
FINISH: Rustic Face
DELIVERY:
Single Size

SEE
PAGE
125




BLUE
BLACK

COPING & PIER CAPS

Add the finishing touches to your walling.

OFF WHITE



OFF WHITE


SUITABILITY:
Outdoors

MATERIAL: Concrete

FINISH: Straight

DELIVERY:
Single Size Crate

SEE
PAGE
125



COTSWOLD

STONE COPING



RAJ
BLEND

FOSSIL

HOGSBACK COPING



BUFF

SEALERS

Protect your investment.

Why not protect your investment? Lithofin is renowned in the industry for its scientifically advanced products that clean, protect and maintain natural stone. Pavestone has selected a specific range of Lithofin sealing and maintaining products that will ensure your patio keeps on looking fantastic year after year.

Using the correct protector will keep your patio and walling looking magnificent and may well save time and money in cleaning products later on.

It is inevitable that at some time after having your patio installed, something will leave a nasty mark on your paving. Don't worry if it does as we are sure to have the just the right product to clean it.



COLOUR INTENSIFIER W

Enhances the colour structure of rough, absorbent natural stone and concrete paving.

It intensifies the colour structure and protects effectively against water borne staining.



STAINSTOP W

An easy to apply water based impregnator that ensures the ultimate protection against stains and facilitates everyday maintenance.

CLEANERS

For removing stains from paving and walling.



BERO

For permanent removal of rust and rust discoloration, especially for ferrous hard stones, and for removal of cement film, grinding dust and so on.



RUST-EX

A non-acidic rust stain remover which eliminates rust stains and discolouration from natural stone and concrete paving.



OUTDOOR CLEANER

Removes stubborn green and dark stains caused by trees or flowers from all surfaces.

Flagstones, pavers, walls, paths, etc. are immediately restored to their original colour.



BUILDERS' CLEAN

Removes cement films, stubborn dirt residues, blooms, efflorescence, rust and rust discolorations. Also acts to prevent rust in hard stones containing metal.



POWER CLEAN

Cleans general and greasy ground in dirt. Also for final cleaning of new walling and patios after the build process.

POINTFIX

Perfect pointing for your patio or driveway.

BUFF

PAVESTONE Pointfix

Pavestone Pointfix is a superior two pack multi-use jointing and repair compound. One pack contains epoxy resin within the compound and the other epoxy hardener. Once thoroughly mixed the jointing compound cures to create a permanent hard jointing material.

There are no liquids or powders to measure and mix in, so mixing and applying Pavestone Pointfix is much cleaner and easier than traditional sand and cement mortar. Pavestone Pointfix is specifically designed for pointing and infilling between many types of surfaces including concrete paving, natural stone paving, brickwork and stonework.

If it rains, or is forecast to rain, completing a traditional pointing project can become a major problem. Pavestone Pointfix eliminates this problem as it can be applied even when the paving or bricks are wet and you can even carry on pointing when it rains.



All Weather Epoxy Jointing Compound

- No specialist tools
- Fast application
- No waste - only mix what you need
- Simple to use
- Cost effective
- Quick curing
- Non staining
- Can be applied to wet surfaces even when raining
- Prevents weed growth
- Pet friendly



Professional pointing in 8 simple steps




Step 1

Open both packs & measure equal quantities of each.



Step 2

Mix the 50/50 ratio until uniform in colour.




Step 3

Sprinkle Pointfix mixture over the area to be pointed.



Step 4

With a soft brush/broom, push Pointfix mixture into the gaps.




Step 5

Compact firmly into joints using a jointing tool.




Step 6

Refill, if necessary, using a small soft hand brush.



Step 7


Compact the surface to give it a clean flat finish.




Step 8

Finally, brush off any excess, sit back and enjoy your patio!


For additional technical information, please refer to the label on the reverse of the Pointfix tub.



BUFF



GREY



BROWN

Available in 3 colours

Pavestone Pointfix comes in three shades to perfectly complement any paving colour. The 50/50 mixing ratio means you only need to mix what is needed, cutting down on waste.

REGAL see page 6



SUMMIT (C)



OASIS (C)

CONTRACTOR PACK

750x500 **Qty 22**
500x500 **Qty 14**
750x250 **Qty 12**
500x250 **Qty 14**

Total 62 Pieces

** Based on jointing gap of 2mm (+/-)*

All shades

15.75m²
COVERAGE*

SINGLE SIZE CRATE

	750x500	500x500
No./m ²	2.67	4.00
No./crate	45	45

All shades

Thickness 20mm

Jointing
Advice

We recommend close jointing these products with silver silica sand brushed into the joints to finish. Cement mortar should not be used for close jointing.

PIAZZA see page 10



SUMMIT (C)



OASIS (C)

CONTRACTOR PACK

750x500 **Qty 22**
500x500 **Qty 14**
750x250 **Qty 12**
500x250 **Qty 14**

Total 62 Pieces

** Based on jointing gap of 2mm (+/-)*

All shades

15.75m²
COVERAGE*

SINGLE SIZE CRATE

	750x500	500x500
No./m ²	2.67	4.00
No./crate	45	45

All shades

Thickness 20mm

Jointing
Advice

We recommend close jointing these products with silver silica sand brushed into the joints to finish. Cement mortar should not be used for close jointing.

SAWN see page 12



ASH



CHESTNUT



MAPLE

SINGLE SIZE CRATE

	900x600	600x600
No./m ²	1.83	2.73
No./crate	35	35

All shades

Thickness 20mm (c) = Calibrated

**PROTECT
YOUR
INVESTMENT**
keep your patio looking
as good as new
See page 110
for more information



GRANITE see page 16



SILVER



CARBON

SINGLE SIZE CRATE

	900x600	600x600
No./m ²	1.83	2.73
No./crate	35	35

All shades
Thickness 20mm

Laying
Advice

Please note: A slurry primer should be applied to the reverse of each Granite paver during the laying process and a SBR additive used in the mortar bed. Please refer to website for full laying instructions.



TUDOR ANTIQUE see page 18



PRIORITY (C)



GOTHIC (C)



DENBY (C)



DEANERY (C)



CLOISTER (C)



CATHEDRAL (C)



CAMBRIDGE (C)



TITHE (C)



REFORMATION (C)



OXFORD *

CONTRACTOR PACK

900x600 Qty 13
600x600 Qty 13
600x290 Qty 13
290x290 Qty 9

Total 48 Pieces

* Based on jointing gap
of 10-14mm (+/-)

15.00m²
COVERAGE*

All shades

SINGLE SIZE CRATE

	1200x600
No./crate	30

Oxford only*

SINGLE SIZE CRATE

	900x600
No./crate	26

Cathedral only

Thickness 22mm (c) = Calibrated

*Oxford 25-40mm

CLASSIC SANDSTONE see page 26

12



RAJ BLEND (PS) & (C)

12



LIGHT GREY (PS) & (C)

12



GOLDEN FOSSIL (C)

12



MODAK (C)

12



BUFF (C)

12



HEATHER BLEND (C)

4



SAHARA (C)

1



OLD BLACK (C)

3



ORIGINAL RAJ GREEN (C)

(c) = Calibrated
Thickness 17-22mm
(+/- 2mm) (ps) =
Premium Select

Laying
Advice

Must be laid with
chamfered edges
down. Please refer to
website for further
information.

PATIO PACK

900x600 Qty 17
600x600 Qty 17
600x290 Qty 18
290x290 Qty 19

Total 71 Pieces

* Based on jointing gap
of 7-14mm

1
20.70m²
COVERAGE*

Raj Blend, Light Grey,
Golden Fossil, Modak, Buff,
Heather Blend & Old Black

PATIO PACK

900x600 Qty 13
600x600 Qty 13
600x290 Qty 13
290x290 Qty 9

Total 48 Pieces

* Based on jointing gap
of 7-14mm

3
15.00m²
COVERAGE*

Original Raj Green

PATIO PACK

900x600 Qty 6
600x600 Qty 6
600x290 Qty 6
290x290 Qty 5

Total 23 Pieces

* Based on jointing gap
of 7-14mm

2
7.20m²
COVERAGE*

Raj Blend, Light Grey,
Golden Fossil, Modak, Buff &
Heather Blend

PATIO PACK

600x600 Qty 7
600x450 Qty 12
600x290 Qty 15
450x450 Qty 13
290x290 Qty 10

Total 57 Pieces

* Based on jointing gap
of 7-14mm

4
12.25m²
COVERAGE*

Sahara

SINGLE SIZE CRATE

	900x600	600x600	600x290	290x290
No./m ²	1.83	2.73	5.61	11.49
No./crate	35	35	100	150

Raj Blend, Light Grey, Golden Fossil, Modak & Buff

SLATE see page 42



RUSTY



MIDNIGHT

CONTRACTOR PACK

900x600 Qty 10
600x600 Qty 16
600x300 Qty 16
Total 42 Pieces

* Based on jointing
gap of 10-14mm

14.44m²
COVERAGE*

All shades

SINGLE SIZE CRATE

	900x600	600x600	600x300	300x300
No./m ²	1.83	2.73	5.41	10.75
No./crate	40	40	80	160

Midnight Only

Thickness 18-30mm



LIMESTONE see page 40



BLACK KADAPHA (C)



KOTA BLUE (C)



ABBEY (C)

Thickness 22mm Sawn Edge

CONTRACTOR PACK

900x600 Qty 13 600x290 Qty 13
600x600 Qty 13 290x290 Qty 9

Total 48 Pieces

* Based on jointing gap of 5-14mm

15.00m²
COVERAGE*

Laying Advice

Black Kadapha will weather to a carbon-grey colour. To maintain the strong Black colour we recommend applying Lithofin Colour Intensifier W (Page 110) three months after installation.

SINGLE SIZE CRATE

900x600

No./m² 1.83

No./crate 26

Kota Blue & Abbey

SINGLE SIZE CRATE

900x600 600x600 600x290 290x290

No./m² 1.83 2.73 5.61 11.49

No./crate 24 38 85 150

Black Kadapha

Jointing Advice

We recommend close jointing this sawn edge product with silver silica sand brushed into the joints to finish. Cement mortar should only be used for the jointing of hand cut product.

TUDOR COBBLE see page 48



OXFORD



DENBY



PRIORITY



CAMBRIDGE



REFORMATION

CONTRACTOR PACK

400x400 Qty 41
300x200 Qty 38
200x200 Qty 57
200x150 Qty 41

Total 177 Pieces

* Based on jointing gap of 7-14mm

11.47m²
COVERAGE*

All shades Thickness 30-45mm

STONE SETTS see page 50



RAJ BLEND



FOSSIL

MIXED SIZE CRATE

200x150 Qty 150
150x150 Qty 150
100x150 Qty 150

Total 450 Pieces

* Based on jointing gap of 10mm

10.6m²
COVERAGE*

Raj Blend & Fossil
Thickness 40-70mm

SINGLE SIZE CRATE

100x100 Qty 800

* Based on jointing gap of 10mm

Raj Blend & Fossil

8.8m²
COVERAGE*



RUSTY



MIDNIGHT

SINGLE SIZE CRATE

100x100 Qty 2000

* Based on jointing gap of 10mm

Rusty & Midnight
Thickness 18-30mm

22m²
COVERAGE*

SINGLE SIZE CRATE

100x100 Qty 700

* Based on jointing gap of 10mm

Granite Black & Grey
Thickness 40-70mm



GRANITE BLACK



GRANITE GREY



RUMBLLED PAVERS see page 52



MIXED SIZE CRATE

200x150 Qty various
150x150 Qty various
100x150 Qty various

* Based on jointing gap of 10-15mm

16.0m²
COVERAGE*

Thickness
25-40mm

Modak, Barleycorn & Harvest

SINGLE SIZE CRATE

150x150 Qty 735
* Based on jointing gap of 10-15mm

17.66m²
COVERAGE*

Lakeland
Thickness 25-40mm



LAKELAND

NATURAL STONE BLOCK PAVING see page 54



MIXED SIZE CRATE

200x150 Qty 150
150x150 Qty 150
100x150 Qty 150
Total 450 Pieces

10.5m²
COVERAGE

Thickness 50mm Nominal

SINGLE SIZE CRATE

200x100 Qty 500

10.0m²
COVERAGE

Kadapha only
Thickness 50mm
Nominal



KADAPHA

SINGLE SIZE CRATE

	290x100	215x100
No./pack	238	317
Coverage	7.37m ²	7.32m ²


Old York & Old Cotswold
Thickness 50-70mm Nominal



OLD COTSWOLD

OLD YORK

PORCELAIN DOLOMITE see page 60



SUNSET

DARK

MOON

GREY

DUST

WHITE

SLATE

SINGLE SIZE PACK

	1000x500
No./m ²	2
No./pack	48
m ² /pack	24

All shades
Thickness 20mm

Laying
Advice

Please note: A slurry primer should be applied to the reverse of each porcelain tile during the laying process and a SBR additive used in the mortar bed. Please refer to website for full laying instructions.

AL FRESCO see page 66



GRIGIA



SUN

SINGLE SIZE PACK	
603x603	
No./m ²	2.75
No./pack	64
m ² /pack	23.27

All shades
Thickness 20mm



HAZEL



MIRUM



Please note: A slurry primer should be applied to the reverse of each porcelain tile during the laying process and a SBR additive used in the mortar bed. Please refer to website for full laying instructions.

Laying
Advice

We recommend close jointing these products with silver silica sand brushed into the joints to finish. Cement mortar should not be used for close jointing.

SIMPLY PORCELAIN see page 67



BEIGE



ANTHRACITE

SINGLE SIZE PACK	
600x600	
No./m ²	2.78
No./pack	64
m ² /pack	23.02

All shades
Thickness 20mm

CROSSWOOD see page 59



BUFF



CINDER

SINGLE SIZE PACK	
1200x300	
No./1.2m ²	4
No./pack	32
m ² /pack	11.52

All shades
Thickness 20mm

DECORATIVE CONCRETE PAVING see pages 70



MOSAIC ARABICA



MOSAIC VICTORIANA



CALIZA BLUE



SLATE TORMENTA



FOREST MAPLE GREY



MYSTICA POLARIS



SINGLE SIZE PACK	
600x600	
No./m ²	2.78
No./pack	26
m ² /pack	9.36

All shades
Thickness 40mm

MANHATTAN see page 76



WHITE



SINGLE SIZE CRATE

	800x400	600x600
No./m ²	3.13	2.78
No./crate	52	26

Thickness 40mm

Jointing Advice

We recommend close jointing these products with silver silica sand brushed into the joints to finish. Cement mortar should not be used for close jointing.

KERA LINEA see page 77



PEARL GREY



SINGLE SIZE CRATE

	800x400	600x600	400x400
No./m ²	3.13	2.78	6.25
No./crate	52	26	120

Thickness 40mm

Jointing Advice

We recommend close jointing these products with silver silica sand brushed into the joints to finish. Cement mortar should not be used for close jointing.

SABLE see page 78



APOLLO



CALISTO



DIANA



KLIO

SINGLE SIZE CRATE

	600x600	400x400
No./m ²	2.78	6.25
No./crate	26	120

Thickness 40mm

Jointing Advice

We recommend close jointing these products with silver silica sand brushed into the joints to finish. Cement mortar should not be used for close jointing.

PROVENÇAL see pages 80 & 88



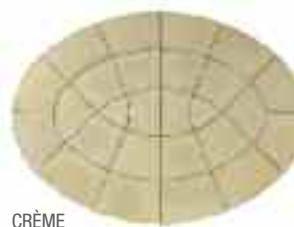
CRÈME

SINGLE SIZE CRATE

600x400 Qty 30
* Based on jointing gap of 10mm

Thickness 30mm

7.35m²
COVERAGE*



CRÈME

PROVENÇAL ELLIPSE

OVAL KIT

	Complete Feature
Size (mm)	2250x3000
No. of pieces	26

Thickness 30mm

BULL NOSE STEPS/EDGING see page 9

SINGLE SIZE CRATE				
Bullnosed:	Treads 1 long edge 600x400	External Corner 400x400	Internal Corner 600x600	Edgings 1 long edge 600x150
Wt/item	25.7kg	17.7kg	41kg	16kg
Crate wt	1130kg	778kg	900kg	750kg
No./pack	44	44	22	100
No./Linea m	1.66	-	-	1.66

All shades
 Thickness: Treads 40mm, Edgings 30mm
 Shotblasted surface and calibrated bottom



TANNERS MILL & GARONNE ABBEY see page 82



CONTRACTOR PACK

900x600 Qty 10
 600x4500 Qty 10
 600x300 Qty 12
 300x300 Qty 8
Total 40 Pieces
* Based on jointing gap of 10mm

9.00m² COVERAGE*

Both products

PROTECT YOUR INVESTMENT

keep your patio looking as good as new

See page 110 for more information

WARNING. Never use Rock Salt or De-Icing Salts on concrete paving. Salt corrodes and destroys all concrete through a chemical reaction and in addition will exaggerate the natural freeze thaw cycles that erode the surface of concrete.

FAIRFORD see page 84



CONTRACTOR PACK

600x600 Qty 18
600x300 Qty 10
300x300 Qty 8
Total 36 Pieces

** Based on jointing gap of 10-15mm*

9.00m²
COVERAGE*

All shades

SINGLE SIZE CRATE

	600x600	600x300	300x300
m ² /pack	9	9	9
No./pack	25	50	100

All shades

Thickness 38mm +/-

BURFORD DUO see page 86



SINGLE SIZE PALLET

	610x610	458x458
No./m ²	2.64	4.66
No./pallet	25	30
m ² /pallet	9.15	6.21

All shades

Thickness 40mm (610x610)
30mm (458x458)



WARNING. Never use Rock Salt or De-Icing Salts on concrete paving. Salt corrodes and destroys all concrete through a chemical reaction and in addition will exaggerate the natural freeze thaw cycles that erode the surface of concrete.

EDGINGS



COBBLESTONE EDGING

SINGLE SIZE CRATE

	STRAIGHT	END
	445x270	270x270
No./pack	40	6

Thickness 44mm +/-



MILL EDGING

SINGLE SIZE CRATE

	570x150
No./pack	40

Thickness 50mm



ROPETOP EDGING

SINGLE SIZE CRATE

	EDGING	POST
	570x150x50	240x60x60
No./pack	40	24

All shades



PAVESETT BLOCK PAVING see page 90



SAND



AUTUMN BROWN



OGHRE GREY



BRINDLE



CHARCOAL



SUNSET ROUGE



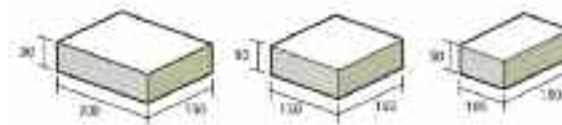
SILVER

SINGLE SIZE CRATE

	200x150	150x150	100x150
No./m ²	33.33	44.44	66.66
No./crate	384	512	768
m ² /crate	11.52	11.52	11.52



WARNING. Never use Rock Salt or De-Icing Salts on concrete paving. Salt corrodes and destroys all concrete through a chemical reaction and in addition will exaggerate the natural freeze thaw cycles that erode the surface of concrete.



All shades

Thickness 50mm

SLIMSETT BLOCK PAVING see page 98



BRINDLE



CAMARGUE

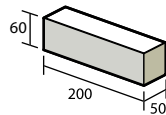


ANTHRACITE

SINGLE SIZE CRATE

	200x50	200x60
No./m ²	100	83.33
No./crate	1008	1008
m ² /crate	10.08	12.09

All shades



BRINDLE



CAMARGUE



ANTHRACITE

COBBLESETT BLOCK PAVING see page 96



OCEANIA



HARLEQUIN



SUNSET ROUGE

SINGLE SIZE CRATE

	150x150x60
No./m ²	44.44
No./crate	476
m ² /crate	10.71

All shades

Thickness 60mm

RUMBLED KERBSTONE & CORNERS see page 91

SINGLE SIZE CRATE

	100x140x140
Linea m/crate	28.8
No./Linea m	288
No./Linea m	10

All shades



BRINDLE

CHARCOAL

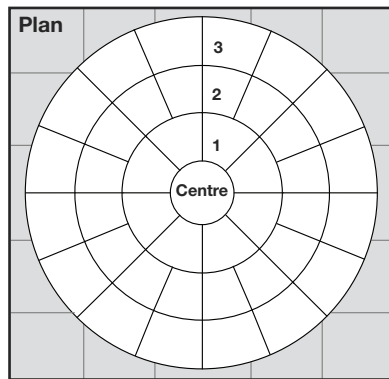



BULLNOSE VIEW



CHAMFERED VIEW

SANDSTONE CIRCLES see page 44



Ø = diameter



The correct way to lay circles is to work from the inside outwards. As with any of our natural stone range, we recommend that the product is laid and tamped down on a firm mortar bed.

ALWAYS dry lay prior to final installation to ensure correct spacing is achieved.

Circles are supplied as a complete kit and may also be purchased as individual rings. The information per ring is for measurement guidance only and is approximate. Corner sets are purchased separately.

CIRCLE KITS

	Total Pieces	Centre Ø	Ring 1 Ø	Ring 2 Ø	Ring 3 Ø	Squaring off kit
Large (3)	41	600	1500	2400	3300	3600 ²
Medium (2)	25	600	1500	2400	-	2700 ²
Small (1)	9	600	1500	-	-	1800 ²
No. of pieces	-	1	8	16	16	-

Buff, Raj Blend, Fossil, Modak, Light Grey & Oxford*

* Oxford is only available in 2400mm circle and 2700mm squaring off kit.

SANDSTONE FEATURE CIRCLES see page 46



SUN CIRCLE

	Full Circle Ø	With Squaring off kit
Size (mm)	2400	2700 ²
No. of pieces	31	-


Thickness 30-45mm

CATHERINE WHEEL

	Full Circle Ø	With Squaring off kit
Size (mm)	2400	2700 ²
No. of pieces	17	-


Thickness 30-45mm

SLATE CIRCLES see page 47



RUSTY

MIDNIGHT



Standard

CIRCLE KIT

	Complete Feature
Size (mm)	2700 ²
No. of pieces	57

Thickness 18-30mm



Lutyens

CIRCLE KIT

	Complete Feature
Size (mm)	1800 ²
No. of pieces	13

Thickness 18-30mm

DRY FELL WALLING

see page 103



FOSSIL



RAJ BLEND

	200x150	150x150	150x100
No./pack	150	150	150

Thickness 40-70mm

One pack covers 3.83 face metres

COTTAGE WALLING

see page 102



OLD COTSWOLD



OLD YORK

	50/70x290x100	50/70x215x100
No./m²	48	63
No./pack	238	317
Face m²/pack	5	5

Thickness 50-70mm

BURFORD WALLING

see page 106



BUFF BLACK



BUFF BROWN



GOLDEN BUFF



GREY



IRONSTONE



LOTHIAN RED




NATURAL LIGHT
WEATHERED



OOLITE CREAM



YATE GREY



SANDOWN GREEN

SLATE STACK CLADDING

see page 108



RUSTY



BLUE-BLACK

	240x75	390x75
Face m²/pack	55.56	34.16

Thickness 17-25mm



Slate Stack Cladding can be ordered specifically to the quantities required. If in doubt please contact us to calculate your requirement. Complementary Slate coping can be supplied to add the finishing touch.

COPING & PIER CAPS

see page 109



OFF WHITE



COTSWOLD

MOODUL WALLING

see page 104



BLACK



GREY


SINGLE SIZE CRATE

	WALLING BLOCK 600x300x90	COVER STONE 600x300x75
No./crate	32	48
No./Linea m	-	1.67
No./m² (face)	18.5	-

PRODUCED TO ORDER


	WORKTOP 1200x600x75 1800x900x75	
Weight	125kg	300kg

WALLING BLOCK



Thickness 90mm

COVER STONE




Thickness 75mm

WORKTOP



Thickness 75mm



HOGSBACK COPING

see page 103



490x350x170mm

	65x229x102	65x305x102	140x305x102
No./m²	56	43	22
No./pack	415	309	153
Face m²/pack	7.44	7.30	7.23



HELPING
TO PROVIDE
A BETTER
FUTURE

Pavestone has a fundamental belief that the poor and vulnerable within the communities that produce our stone products should derive benefits from our local trading beyond the simplicity of the stone workers pay. We work closely in partnership with our suppliers to improve the quality of life, not only for those immediately employed by our supply partners but also all those living in and around their community.

Trading Ethically

Pavestone has always been acutely conscious of the concerns raised through consumers' increasing awareness of the ethical issues associated with the production of natural stone products from India.

For many years we have been importing only from audited stone producers who can successfully demonstrate that their processes meet the moral and ethical codes as established by the ETI (Ethical Trading Initiative) Base Code. In doing so we have contributed to the economic success of the communities in which our stone processors work and have helped to provide a safer and more secure working environment for our supplier partners' employees.

Pavestone is committed to ensuring that the working conditions of employees in our partner supply companies meet or exceed international standards and for many years we have adopted the ETI Base Code as a criteria for our supply chain.



The ETI Base Code

1. Employment should be freely chosen with no forced, bonded or involuntary labour.
2. Workers have the right to join or form trade unions of their own choosing and to bargain collectively.
3. A safe and healthy working environment shall be provided.
4. Child labour shall not be used.
5. Wages should always be enough to meet basic needs and to provide some discretionary income.
6. Working hours are not excessive and comply with national laws and benchmark industry standards.
7. Workers should be treated equally regardless of race, caste, national origin, religion, age, disability, gender, marital status, sexual orientation, union membership or political affiliation.
8. Regular employment for individuals should be provided where work is ongoing.
9. No harsh or inhumane treatment of workers. Physical abuse (or threat of), sexual or other harassment including verbal abuse or intimidation shall be prohibited.

For further information on the Ethical Trading Initiative and the Base Code please visit: www.ethicaltrade.org



Hari Om Aggarsen Hospital

Located in the Rewari District, Haryana, the hospital is staffed by fully qualified doctors, nurses and administrative staff, all of which are fully funded by the MP Goyal Group. The MPG Group have an ideology that welfare and medical treatment should be available to all, including the large under-privileged section of the society and as such the hospital offers free 'walk in' treatments in addition to free long-term medicines and continuous care. There is no discrimination based upon sex, creed, religion or caste.

The hospital is also funded to conduct weekly field clinics to include blood donation, health education, health checkups, welfare camps for women and general counselling sessions. Most often these will be held at schools or village focal points within the district.

This visible and continued effort to improve the health of the underprivileged has built a strong relationship between the MPG Group, the corporate body, employees of the organisation and the communities in which it operates.



Education

The MPG Group recognises the importance of education and developing 'home grown' skilled people within its businesses to keep a pace with India's fast emerging economy. The group operates a programme of identifying 'raw talent' to sponsor so as to provide a pool of talented engineers who have the power and knowledge to adapt to new challenges. MPG Group core competencies lie in developing dynamic engineers for their many businesses, which include IT services, glass importation & installation and real estate in addition to stone production and masonry.

Sponsored students graduating from the specialised courses and attaining recognised qualifications are not tied to the MPG Group and are often found employment in alternative industries.



Pavestone's Managing Director, Kevin Fowler meets some of the staff and sees the facilities for himself during a visit to the hospital.

SUSTAINABILITY

Pavestone strives to minimise and continually reduce the adverse impacts of all our operations both in the immediate, local environment and throughout our supply chain globally. We also seek to contribute to the economic success of the communities in which we work and to provide a safe, secure working environment for both our employees and our supplier partners' employees.

Corporate Social Responsibility

Our Corporate Social Responsibility initiatives seek to make our businesses more accountable for our actions and decisions.

We are committed to full legal compliance in all that we do and to make our business accountable to those that we directly or indirectly impact upon through the adoption of good practices.

Practices include:

- Creating a safe environment and a rewarding career for all our employees.
- Hold regular local residents 'open meetings' to discuss our impact on their local life.
- Monitoring and managing the environmental impact of all our operations.
- Monitoring and understanding the environmental impact of our suppliers operations.

"We work closely with local and national groups to develop an understanding of what to do and how we can positively contribute to economic, social and environmental well being across all the areas where we have operations. We will benchmark and evaluate all that we do in order that we might constantly improve!"

Kevin Fowler Managing Director.

Environmental Policy

Pavestone recognises that it has an obligation to help protect the environment and the neighbourhoods in which we operate. Our awareness is a fundamental part of the Pavestone business strategy. We will seek as far as is reasonably practicable to minimise the company's effects on the environment.

Main initiatives include:

- Ensuring environmental issues are considered carefully at all levels when planning and conducting business activities and that our employees understand and act in accordance with our environmental aims.
- Working co operatively with regulatory bodies including the environment agency and Local Authorities in addition to our industry trade association the Builders' Merchants Federation (BMF) so as to facilitate full awareness and contribution to environmental legislation changes
- Managing our activities in line with best business practice to control the impact on the local community from noise, dust, light emissions and traffic movements.
- Annual reduction in energy consumption water usage waste production and improved segregation for reuse/recycling.
- Production of environmentally friendly ranges of products.

Climate Change Policy

Pavestone was one of the first manufacturing companies to work with the Carbon Trust in order to measure our carbon output. This knowledge helps us to create changes to our manufacturing and supply chain activities to reduce the amount of carbon we produce. In doing this we are able to demonstrate our progress and our positive contribution towards the climate change Pavestone's manufacturing operations reduced its carbon emissions by an astounding 19.2% in 2011. This represents a total carbon emission reduction since implementation of the scheme some three years ago of in excess of 55%.

The Carbon Trust Standard is awarded only to organisations that measure, manage and reduce their carbon footprint. Organisations that achieve Standard have been proven to be reducing their direct impact on climate change. Pavestone is one of only 300 or so companies to achieve the Standard.

The Carbon Trust was established in June 2008 and certification was created to provide a much needed clear and robust definition of good practice and for use as an independent endorsement of an organisations achievements in carbon reduction. Working with leading organisations the trust certifies their performance in measuring, managing and reducing their greenhouse gas emissions and provides an objective benchmark against which to assess an organisation's commitment and success in addressing its climate change impact.



To read more about The Carbon Trust Standard visit the website at www.carbontruststandard.com

GENERAL INFORMATION

Dimensions

All dimensions quoted for natural stone are nominal and as most are hand cut, they will be subject to tolerances. The area coverage quoted in the brochure includes the appropriate joint widths to enable the correct amount of product to be purchased to cover a given area. Where space is critical and particularly when a circle or feature kit is being incorporated into a design, it is essential that the product is dry laid in order to understand the gaps required to make the feature work. Retrospective correction of gaps once a job is underway is not always possible. Basic laying patterns with joint widths are available upon request from Pavestone. We reserve the right to change dimensions and pack sizes without notice.

Colours

Our reconstituted stone and concrete products contain natural aggregates and pigments that can vary slightly in colour from time to time. We therefore cannot guarantee that manufactured products from different production batches will always have identical colouration. Therefore we advise, when using several packs of paving or walling on a project, that the product is drawn randomly from all of the packs being used to achieve an overall well blended appearance.

Variations in colour and shading will occur in natural stone paving. The swatches reproduced in this brochure are as accurate as reprographic processes allow and are indications of the overall hue produced by the variety of colour variations in the given product. It is essential that you view the actual product at your stockist prior to purchasing. It is also advisable to inspect the product as soon as it is delivered to site, to ensure it is suitable prior to installation.

When laying multiple packs of natural stone paving, care should be taken to ensure that product is drawn equally from all of the available packs as the project progresses rather than one pack at a time. This eliminates patches of colours and gives a seamless, more natural blend of colours to the finished project.

Maintenance

Pressure washing is not recommended as it will damage the jointing and the face of concrete paving. We only recommend Lithofin® cleaning products and we are happy to advise on the use of these if warm soapy water and a stiff broom fails to satisfy. Specific spillages of strong coloured liquids should be wiped off the paving immediately with a damp cloth to prevent any permanent damage.

Warranties

In the unlikely event of our products reaching you in a less than satisfactory condition, please notify your supplier immediately who will be happy to organise replacements. Please note that if a product is knowingly laid with a defect apparent prior to laying then we reserve the right not to replace the product and will not accept any responsibility for costs incurred to rectify.

Defects affecting the product functionality that appear, within one year of purchase, will be corrected by way of replacement product and may or may not include some assistance to rectify depending on the circumstances.

No consequential losses will be accepted.

M-Coat® paving is guaranteed for 10 years, from the date of purchase, not to be damaged by frost or to suffer from efflorescence staining. Given normal domestic garden conditions M-Coat® paving will resist staining from most naturally occurring phenomena. Specific spillages should be wiped off the paving immediately with a damp cloth to prevent permanent damage. The guarantee on M-Coat® paving is limited to the replacement cost of the defective product only and does not extend to financial reimbursement to cover the installation works or any problems associated with installation.

M-Coat® paving must not be pressure washed to clean it, nor subjected to deicing salts or chemical treatments or patio sealants of any kind as these will invalidate the warranty.

All products have CE certification and comply with the necessary product characteristics and requirements within the United Kingdom and European Union.

Sealing

Pavestone only recommends Lithofin® sealers, used in accordance with the manufacturers instructions.

Porcelain Paving

Porcelain Paving needs to be laid on a sub base and full mortar bed like natural stone paving. However, and very importantly, a slurry primer must be applied to the reverse of each tile prior to laying to facilitate full adhesion. Without this coating, adhesion of the tile may fail. For full instructions please visit our website:

<http://www.pavestone.co.uk/technical-detail/laying-instructions/>

Key Information

- Do**
- View samples prior to purchasing.
 - Buy 5% extra to allow for cuts and breakages.
 - Buy paving from one batch if possible.
 - Inspect paving prior to laying.
 - Dry lay paving where dimensional accuracy is critical.
 - Always mix paving from all packs to assist colour blending.
 - Lay on a full mortar bed. Never spot bed paving.
 - Keep paving clean as you point, wiping away cementitious spillage.
 - Use only recommended Lithofin® products to clean and seal your paving and always adhere to the manufacturers instructions.
- Don't**
- Butt paving flags together as this will not allow for dimensional tolerances or expansion and contraction of the paving which could cause spalling.
 - Use acid to clean paving.
 - Seal paving for at least 3 months after laying to allow the site and paving to fully dry out.

Note

Product ranges, colours and sizes available are correct at the time of going to print. Pavestone reserves the right to alter its offering at any time, without prior notification.

For more information, inspiration and product updates visit our website, follow us on twitter or find us on facebook.

www.pavestone.co.uk

 Pavestone UK Limited



Pavestoneuk



@pavestone



PEFC Certified
This product is
from sustainably
managed forests and
controlled sources
www.pefc.org

Brochure printed in the UK using
material from sustainable forests.

LAWSONS

'Family Values - Professional Service'

Branches

1 Colney Heath

Tyttenhanger Farm, Coursers Road,
Colney Heath, Herts, AL4 0PG
Tel: 01727 747320 Fax: 01727 747329

Monday to Friday - 6.00am to 4.45pm
Saturday - 8.00am to 12.45pm

2 Whetstone

1208 High Road, Whetstone,
London, N20 0LL
Tel: 020 8446 1321 Fax: 020 8446 2509

Monday to Friday - 6.30am to 4.45pm
Saturday - 8.00am to 12.45pm

3 Edgware

301 Burnt Oak Broadway, Edgware,
Middlesex, HA8 5ED
Tel: 020 8952 0111 Fax: 020 8951 3234

Monday to Friday - 7.00am to 4.45pm
Saturday - 8.00am to 12.45pm

4 Edmonton

401 Montagu Road, Edmonton,
London, N9 0HP
Tel: 020 8803 6922 Fax: 020 8884 3876

Monday to Friday - 7.00am to 4.45pm
Saturday - 8.00am to 12.45pm

5 Acton

2/4 Colville Road, Acton
London, W3 8BL
Tel: 020 8992 1177

Monday to Friday - 7.00am to 4.45pm
Saturday - 8.00am to 12.45pm

6 Camden Town

53 Blundell Street, Camden Town,
London, N7 9BN
Tel: 020 7619 6470 Fax: 020 7619 6471

Monday to Friday - 7.00am to 4.45pm
Saturday - 8.00am to 12.30pm

7 Romford

164 Collier Row Road, Romford,
Essex, RM5 2BD
Tel: 01708 767716 Fax: 01708 746354

Monday to Friday - 7.00am to 4.45pm
Saturday - 8.00am to 12.45pm

8 Wandsworth

20 Smugglers Way, Wandsworth,
London, SW18 1EQ
Tel: 020 8871 1188 Fax: 020 8874 5769

Monday to Friday - 7.00am to 4.45pm
Saturday - 8.00am to 12.45pm

9 Merton

5-7 Lombard Road, Merton, SW19 3TZ
Tel: 020 8884 5020

Monday to Friday - 6.30am to 4.45pm
Saturday - 8.00am to 12.45pm

10 New Malden

Unit 16, Adams Industrial Estate,
St John's Road, New Malden, KT3 3SQ
Tel: 020 8336 1188 Fax: 020 8336 2196

Monday to Friday - 7.00am to 4.45pm
Saturday - 8.00am to 12.45pm

11 Coulsdon

Woodcote Grove Road, Coulsdon,
Surrey, CR5 2AG
Tel: 020 8660 0807 Fax: 020 8668 4847

Monday to Friday - 7.00am to 4.45pm
Saturday - 8.00am to 12.45pm

12 Redhill

58 Holmethorpe Avenue, Redhill,
Surrey, RH1 2NL
Tel: 01737 766884 Fax: 01737 767330

Monday to Friday - 7.00am to 4.45pm
Saturday - 8.00am to 12.45pm

13 Salfords

Bonehurst Road, Salfords,
Surrey, RH6 8PP
Tel: 01293 784459 Fax: 01293 784814

Monday to Friday - 7.00am to 4.45pm
Saturday - 8.00am to 12.45pm

14 Crawley

Telford Place, Crawley,
West Sussex, RH10 1SY
Tel: 01293 535054 Fax: 01293 535700

Monday to Friday - 7.00am to 4.45pm
Saturday - 8.00am to 12.45pm

CROWTHORNE
'Family Values - Professional Service'

15 Ascot

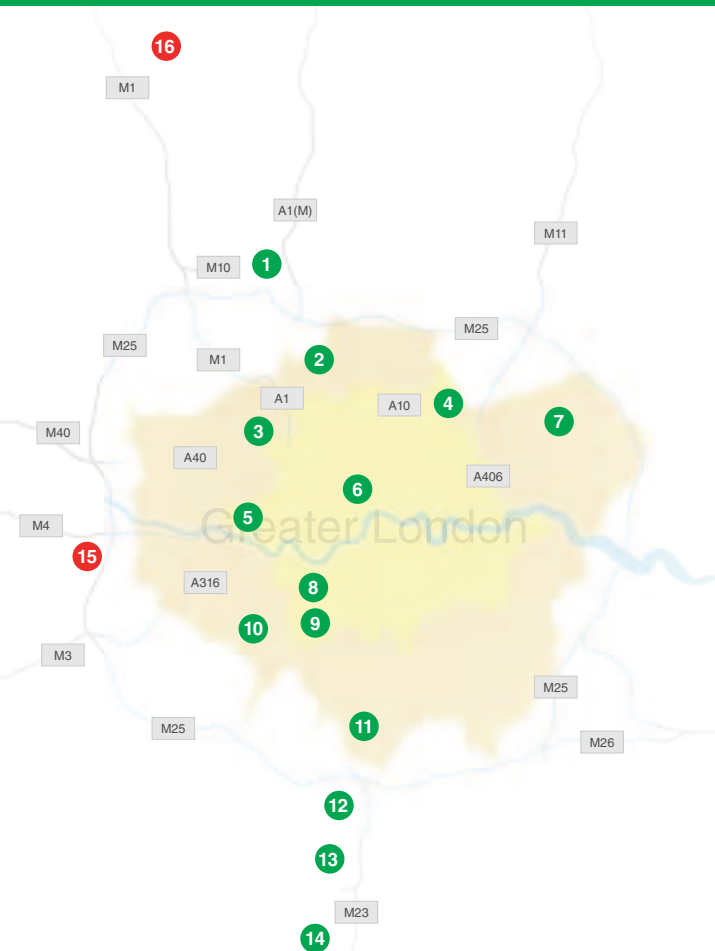
Englemere Sawmill, London
Road, Ascot, Berkshire, SL5 8DG
Tel: 01344 885451 Fax: 01344 893101

Monday to Friday - 7.00am to 5.00pm
Saturday - 8.00am to 12.00pm

16 Bedford

Cambridge Road, Bedford, MK42 0LH
Tel: 01234 273077 Fax: 01234 217130

Monday to Friday - 7.00am to 4.45pm
Saturday - 8.00am to 12.45pm



info@lawsons.co.uk

This publication or any part thereof, may not be reproduced in any form without the written agreement of Pavestone UK Limited.
© Copyright Pavestone UK Limited 2017.